







# MIL-DTL-38999 Series IV Military Standard Connectors

**QPL Connector**

## Features

- QPL 인증 커넥터 : MIL-DTL-38999 IV / **인증번호 38999-4445-15**
- QPL 등재 품목수 : **Connector 1760종**
- Connector Type : D38999/40, D38999/42, D38999/44, D38999/46,
- Connector Class : 니켈도금(F), 카드뮴도금(W) 적용
- Connector Size - Arrangements: **B-** 5, 35, 98, 99 / **C-** 4, 8, 35, 98 / **D-** 5, 18, 19, 35, 97 / **E-** 6, 8, 26, 35  
**F-** 32, 35 / **G-** 11, 35 / **H-** 55
- Contact Style : **P**(Pin), **S**(Socket)

## Connector Type

Picture	Connector Style
	• <b>D38999/40:</b> Wall Mounting Receptacle
	• <b>D38999/42:</b> Box Mount Receptacle
	• <b>D38999/44:</b> Jam Nut Receptacle
	• <b>D38999/46:</b> Straight Plug(EMI)



**Powell Electronics Inc.**  
Toll Free: (800) 235-7880  
yeonhabinfo@powell.com  
www.powell.com



# MIL-DTL-38999 Series IV

## Military Standard Connectors

**QPL Connector**

### How to order

<p style="text-align: center;"><b>D38999/ 40 F C 35 P N</b></p> <p>Connector Type    Shell Style    Class / Finish    Keying Positions    Contact Style    Contact Arrangement    Shell Size</p>	
Nomenclature	Description
<b>Connector Type</b>	• MIL-DTL-38999 Series IV
<b>Shell Style</b>	<ul style="list-style-type: none"> <li>• <b>D38999/40</b>: Wall Mounting Receptacle</li> <li>• <b>D38999/42</b>: Box Mount Receptacle</li> <li>• <b>D38999/44</b>: Jam Nut Receptacle</li> <li>• <b>D38999/46</b>: Straight Plug(EMI)</li> </ul>
<b>Class / Finish</b>	<ul style="list-style-type: none"> <li>• <b>F</b> - Electroless nickel coating, -65°C to +200°C (-85°F to 392°F)</li> <li>• <b>W</b> - Olive drab cadmium over electroless nickel plate, -65°C to +175°C (-85°F to +347°F)</li> </ul>
<b>Shell Size</b>	<ul style="list-style-type: none"> <li>• Shell Size Code : <u>  B  C  D  E  F  G  H  </u></li> <li>• Shell Size : 11 13 15 17 19 21 23</li> </ul>
<b>Contact Arrangement</b>	<ul style="list-style-type: none"> <li>• <b>B</b>- 5, 35, 98, 99 / <b>C</b>- 4, 8, 35, 98 / <b>D</b>- 5, 18, 19, 35, 97 /</li> <li>• <b>E</b>- 6, 8, 26, 35 / <b>F</b>- 32, 35 / <b>G</b>- 11, 35 / <b>H</b>- 55</li> <li>• According to MIL-STD-1560A</li> </ul>
<b>Contact Style</b>	• <b>P</b> (Pin), <b>S</b> (Socket)
<b>Keying Position</b>	<ul style="list-style-type: none"> <li>• <b>N</b>(Normal), <b>A</b>, <b>B</b>, <b>C</b>, <b>D</b></li> <li>• According to MIL-DTL-38999</li> </ul>



**Powell Electronics Inc.**  
Toll Free: (800) 235-7880  
yeonhabinfo@powell.com  
www.powell.com